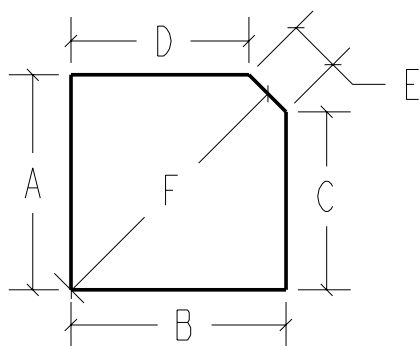


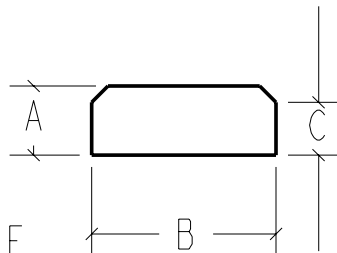
ALL DIMENSIONS IN -INCHES-

SHAPES	A	B	C	D	E	F
32 CORNER	32	32	26 1/2	26 1/2	8	42
36 CORNER	36	36	30 1/2	30 1/2	8	47
40 CORNER	40	40	29 1/2	29 1/2	15	49
48 CORNER	48	48	37 1/2	37 1/2	15	60
54 CORNER	54	54	43 1/2	43 1/2	15	69
12 STD EXTENSION	12	48	7 3/4	39 1/2	6	-
18 STD EXTENSION	18	48	13 3/4	39 3/4	6	-
32 STANDARD	32	32	26 1/2	20 1/2	8	-
36 STANDARD	36	36	30 1/2	24 1/2	8	-
40 STANDARD	40	40	29 1/2	18 3/4	15	-
48 STANDARD	48	48	37 1/2	27	15	-
54 STANDARD	48	54	43 1/2	27	15	-
24X32 OCTAGON	24	32	16	23 1/2	6	-
24X36 OCTAGON	24	36	16	27 1/2	6	-
32 WALL	32	32	-	-	-	-
36 WALL	36	36	-	-	-	-
40 WALL	40	40	-	-	-	-
48 WALL	48	48	-	-	-	-

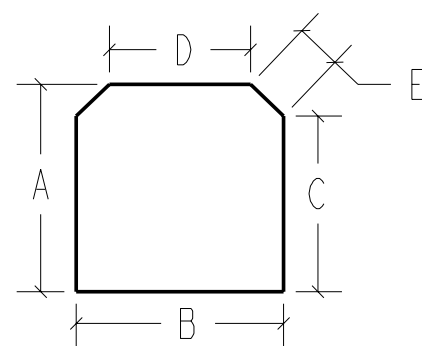
NOTE: ALL SIZES LISTED ARE STANDARD PRODUCTS  
CUSTOM ORDERS SUBJECT TO QUOTE



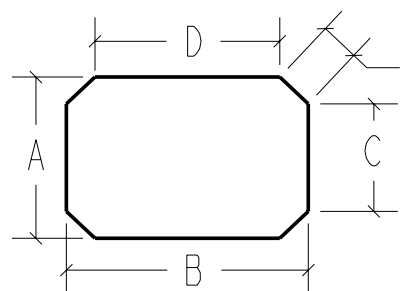
CORNER PAD



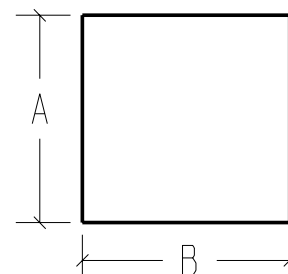
STD EXTENSION



STANDARD PAD



OCTAGON PAD



SQUARE WALL PAD